







Proposed route: Rimutaka Incline Railway
 Sheet 8: Pakuratahi Gorge
 02 November 2011

Key

-  Railway
-  New walkway
-  Walkway - relocated onto forest road
-  Existing forest road
-  Tane's track
-  Lease boundary

0 100